



# Interwoven Art Quilt

Instructed by Melissa Marginet  
Finished size approximately 18" x 18"

## Supply list:

- 4 fat quarters. Solids or tone on tones work well. If you wish to use a print, a small print works better than a large one. You can pull the colours for the 3 other fabrics from the print. I am including photos of student work so you can get a good idea of colour choices. Bring extra if you're not sure as we'll discuss fabric choices in class.
- 1 fat quarter for the backing.
- 1 fat quarter size of low loft batting such as warm and natural
- 24" ruler, 24" or larger cutting mat, rotary cutter
- Machine needles (your preferred needles, ie. quilting, microtex, sharp)
- Thread (your favourite piecing thread)
- Sewing machine, basic sewing supplies, thread, needles, seam ripper, scissors, pins.
- A small design wall or piece of flannel can be helpful (20" x 20")
- Quilter's fusible grid. I can supply the grid but please email me in advance so I can purchase same and bring it to class for you.



Basia Price



RoseAnne Burdeny




Betty Frost



RoseAnne Burdeny



Lois Winchar



RoseAnne Burdeny

If you have any questions, please feel free to contact me at [marginet@live.ca](mailto:marginet@live.ca).